



Performance Ka  
**Higher** Standard

FANS CATALOGUE 2025

**RAISING CUSTOMER DELIGHT THROUGH HIGHER PERFORMANCE**

In the electrical industry, over the last 60 years, Standard Electricals has emerged as one of India's preferred brand.

Living up to its Brand Purpose—*Performance ka higher standard*—the business offers a wide range of technologically advanced products. From fans and water heaters to MCBs, RCCBs, distribution boards, modular switches, and copper flexible cables, every product reflects Standard's unwavering commitment to raising the bar of excellence.

To make these solutions accessible, Standard has developed an extensive network encompassing 3,000+ authorized dealers, 25+ exclusive brand stores, and 25,000+ retail outlets.

At the forefront of Standard product evolution lies its Customer Experience & Designs (CXD) Studio, where creativity and user-centric design converge. This is complemented by its Centre for Research & Innovation (CRI), supported by four advanced R&D centres, enabling the business to consistently deliver products that are both functional and visually compelling.

Anchored in the 'Make in India' initiative, Standard operates 5 cutting edge manufacturing facilities in Haridwar, Baddi, Sahibabad, Neemrana, and Alwar. Each product is rigorously tested to meet the highest safety and performance threshold, ensuring the best quality.

Beyond its strong presence in the Indian market, Standard has also made a mark internationally. It has a significant presence in key SAARC nations, the Middle East and African markets.

Driven by a commitment to innovation, quality and design, Standard also upholds sustainable practices throughout its operations, including eco-friendly manufacturing processes and energy-efficient product design, contributing to a greener and more sustainable future.



CORPORATE OFFICE, NOIDA



State-of-the-Art Manufacturing Unit



Customer Experience & Design



Industry 4.0 Process



Center For Research & Innovation



Performance Ka **Higher** Standard

# EQUATOR



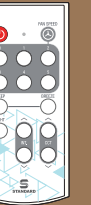
WALNUT GOLD



PEARL WHITE



WALNUT GOLD



Anti dust coating is not applicable for wood finish fan



WOOD FINISH DESIGN

DECORATIVE LIGHT

BREEZE & SLEEP MODE



SWEEP (mm)	VOLTAGE (V)	POWER INPUTS (Watt)	SPEED r/min (RPM)	AIR DELIVERY m <sup>3</sup> /min
1200 mm	230 V	53 W	320 r/min	218 m <sup>3</sup> /min



Free Installation



Remote Operation



3 Colour LED Light with Dimmable Feature



100% Copper Motor



Made In India

CUTTING AREA

PREMIUM UNDER LIGHT




# BLDC FANS

---


PRIMAIR



WHITE



GRAPHITE



WHITE



5 STAR ENERGY RATING



BLDC MOTOR



SAVE UP TO 50% ON ENERGY BILL



IS : 374-2019  
CM/L-8644286

SWEEP (mm)	VOLTAGE (V)	POWER INPUTS (Watt)	SPEED r/min (RPM)	AIR DELIVERY m <sup>3</sup> /min
1200 mm	230 V	40 W	260 r/min	245 m <sup>3</sup> /min



ABS Body & Blades



Reverse Rotation



Wider Air Throw



Remote Operation



Super-Silent Performance

BLDC RANGE  
CUTTING AREA

# ODION



PEARL WHITE



METALLIC CREAM



SLATE



PEARL BROWN



SWEEP (mm)	VOLTAGE (V)	POWER INPUTS (Watt)	SPEED r/min (RPM)	AIR DELIVERY m <sup>3</sup> /min
1200 mm	230 V	33 W	320 r/min	220 m <sup>3</sup> /min



Free Installation



Premium IMD Finish



Wider Air Throw



100% Copper Motor




Remote Operation

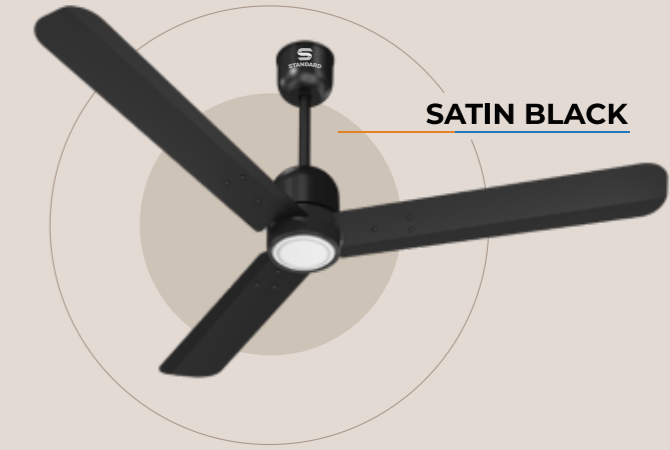
# BRIZA NEO



GREY




WHITE



SATIN BLACK



SMOKE BROWN



MATT BLUE



SWEEP (mm)	VOLTAGE (V)	POWER INPUTS (Watt)	SPEED r/min (RPM)	AIR DELIVERY m <sup>3</sup> /min
1200 mm	230 V	33 W	350 r/min	220 m <sup>3</sup> /min



RF Remote Sensing in All Direction



100% Copper Motor



2 Years Warranty



Made in India

BLDC RANGE

CUTTING AREA

# DASHER PRIME



PEARL WHITE WOOD



PEARL WHITE WOOD



CHAMPAGNE CHERRY WOOD



SWEEP (mm)	VOLTAGE (V)	POWER INPUTS (Watt)	SPEED r/min (RPM)	AIR DELIVERY m <sup>3</sup> /min
1200 mm	230 V	30 W	350 r/min	225 m <sup>3</sup> /min



RF Remote Sensing in All Direction



Dust Fighter



100% Copper Motor



Remote Operation



3 Years Warranty



Made In India


# MAGNIA



MIST



PEARL WHITE



SAPPHIRE



SWEEP (mm)	VOLTAGE (V)	POWER INPUTS (Watt)	SPEED r/min (RPM)	AIR DELIVERY m <sup>3</sup> /min
1200 mm	230 V	32 W	350 r/min	225 m <sup>3</sup> /min



Super-speed Wider Air Throw



100% Copper Motor



RF Remote Sensing in All Direction



Remote Operation



Dust Fighter


BLDC RANGE

CUTTING AREA

# FRORER DECOR



CHAMP PEARL BROWN



PEARL WHITE



MIST DUSK



- 5 STAR ENERGY RATING
- BLDC MOTOR
- SAVE UP TO 50% ON ENERGY BILL
- HIGH SPEED
- IS : 374-2019 CM/L-8644286

SWEEP (mm)	VOLTAGE (V)	POWER INPUTS (Watt)	SPEED r/min (RPM)	AIR DELIVERY m <sup>3</sup> /min
1200 mm	230 V	32 W	380 r/min	225 m <sup>3</sup> /min

- Premium IMD Finish
- Remote Operation
- Dust Fighter
- 100% Copper Motor
- 2 Years Warranty
- Made In India



BLDC RANGE CUTTING AREA

# FRORER




SMOKE BROWN



MATT BLUE CHROME



ELEGANT WHITE COPPER



ELEGANT WHITE CHROME



-  5 STAR ENERGY RATING
-  BLDC MOTOR
-  SAVE UP TO 50% ON ENERGY BILL
-  HIGH SPEED
-  IS: 374-2019  
CM/L-8644286

SWEEP (mm)	VOLTAGE (V)	POWER INPUTS (Watt)	SPEED r/min (RPM)	AIR DELIVERY m <sup>3</sup> /min
1200 mm	230 V	32 W	380 r/min	225 m <sup>3</sup> /min

-  Remote Operation
-  RF Remote Sensing in All Direction
-  100% Copper Motor
-  2 Years Warranty
-  Made in India

BLDC RANGE  
CUTTING AREA

# KEYA



SMOKE BROWN QUARTZ

**SKY INDIGO BLUE**

**ELEGANT WHITE**

**BIANCO - OCHER**

**BROWN - CORAL**

IS : 374-2019  
CML-8644286

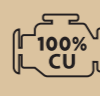
SWEEP (mm)	VOLTAGE (V)	POWER INPUTS (Watt)	SPEED r/min (RPM)	AIR DELIVERY m <sup>3</sup> /min
1200 mm	230 V	32 W	370 r/min	225 m <sup>3</sup> /min



Remote Operation



RF Remote Sensing in All Direction



100% Copper Motor



2 Years Warranty




Made In India

BLDC RANGE  
CUTTING AREA


# ZINGER




SMOKE BROWN



BROWN



ELEGANT WHITE



SKY



SWEEP (mm)	VOLTAGE (V)	POWER INPUTS (Watt)	SPEED r/min (RPM)	AIR DELIVERY m <sup>3</sup> /min
1200 mm	230 V	32 W	380 r/min	225 m <sup>3</sup> /min



Remote Operation



High Performance at Low Voltage



100% Copper Motor



2 Years Warranty



Made In India


BLDC RANGE

CUTTING AREA


ZOER



WHITE



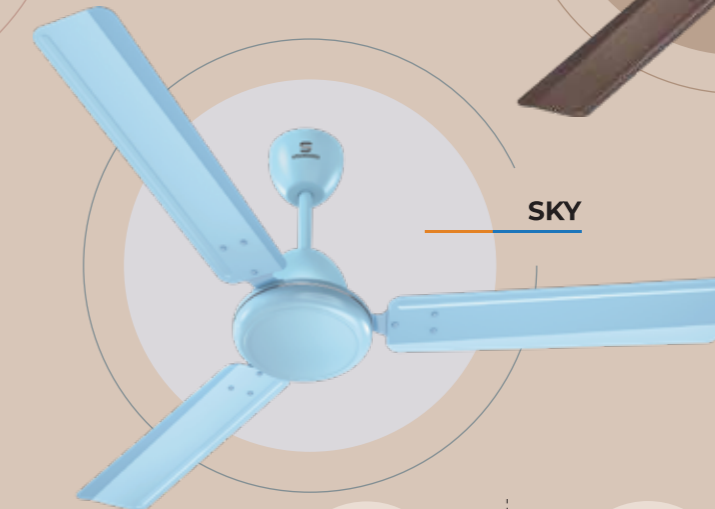
BIANCO



BROWN



COFFEE BROWN



SKY



5 STAR ENERGY RATING



BLDC MOTOR



SAVE UP TO 50% ON ENERGY BILL



IS : 374-2019  
CM/L-8644286

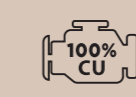
SWEEP (mm)	VOLTAGE (V)	POWER INPUTS (Watt)	SPEED r/min (RPM)	AIR DELIVERY m <sup>3</sup> /min
1200 mm	230 V	32 W	350 r/min	225 m <sup>3</sup> /min



Wider Air Throw



Compatible with Wall Mount Capacitor Regulator



100% Copper Motor




2 Years Warranty




Made In India

BLDC RANGE

CUTTING AREA



# DESIGNER FANS



**CLASSIK ES**



**BRUSHED NICKEL**



**ANTIQU BRASS**



**HIGH SPEED**

**ELECTROPLATED FINISH**

**WIDER BLADES FOR HIGHER AIR DELIVERY**



SWEEP (mm)	VOLTAGE (V)	POWER INPUTS (Watt)	SPEED r/min (RPM)	AIR DELIVERY m <sup>3</sup> /min
1200 mm	230 V	53 W	390 r/min	218 m <sup>3</sup> /min

**100% Copper Motor**

**RIBBED BLADE FOR BETTER BLADE STRENGTH**

**2 Years Warranty**

**MADE IN INDIA**

DESIGNER RANGE

CUTTING AREA



WALNUT ESPRESSO BROWN

**CRUISER WOODLORE**



PINE WOOD-ESPRESSO BROWN

WALNUT-ESPRESSO BROWN



SWEEP (mm)	VOLTAGE (V)	POWER INPUTS (Watt)	SPEED r/min (RPM)	AIR DELIVERY m <sup>3</sup> /min
1200 mm	230 V	53 W	350 r/min	218 m <sup>3</sup> /min



100% Copper Motor



2 Years Warranty



Made In India



**CRUISER REFRESH**



**AMERICAN WENGE**



**AMERICAN WALNUT**



**PREMIUM WOOD FINISH**

**CONTEMPORAY DESIGN**

**WIDER AIR DELIVERY**



SWEEP (mm)	VOLTAGE (V)	POWER INPUTS (Watt)	SPEED r/min (RPM)	AIR DELIVERY m <sup>3</sup> /min
1200 mm	230 V	53 W	350 r/min	218 m <sup>3</sup> /min



**100% Copper Motor**



**2 Years Warranty**



**Made In India**

DESIGNER RANGE

CUTTING AREA



PEARL WHITE  
LT. COPPER

**BRISK ES**



PEARL BROWN  
LT. COPPER



METALLIC BLACK  
LT. COPPER




SWEEP (mm)	VOLTAGE (V)	POWER INPUTS (Watt)	SPEED r/min (RPM)	AIR DELIVERY m <sup>3</sup> /min
1200 mm	230 V	55 W	390 r/min	222 m <sup>3</sup> /min



DESIGNER RANGE

CUTTING AREA



PEARL WHITE WOOD

**DASHER PRIME**



CHAMPAGNE CHERRY WOOD

BEIGE CHERRY WOOD

PEARL BROWN PINE WOOD

GOLD PALM WOOD



SWEEP (mm)	VOLTAGE (V)	POWER INPUTS (Watt)	SPEED r/min (RPM)	AIR DELIVERY m <sup>3</sup> /min
1200 mm	230 V	55 W	370 r/min	222 m <sup>3</sup> /min
900 mm	230 V	42 W	420 r/min	140 m <sup>3</sup> /min
600 mm	230 V	60 W	800 r/min	100 m <sup>3</sup> /min



**Dust Fighter**



**100% Copper Motor**




**2 Years Warranty**



**Made In India**

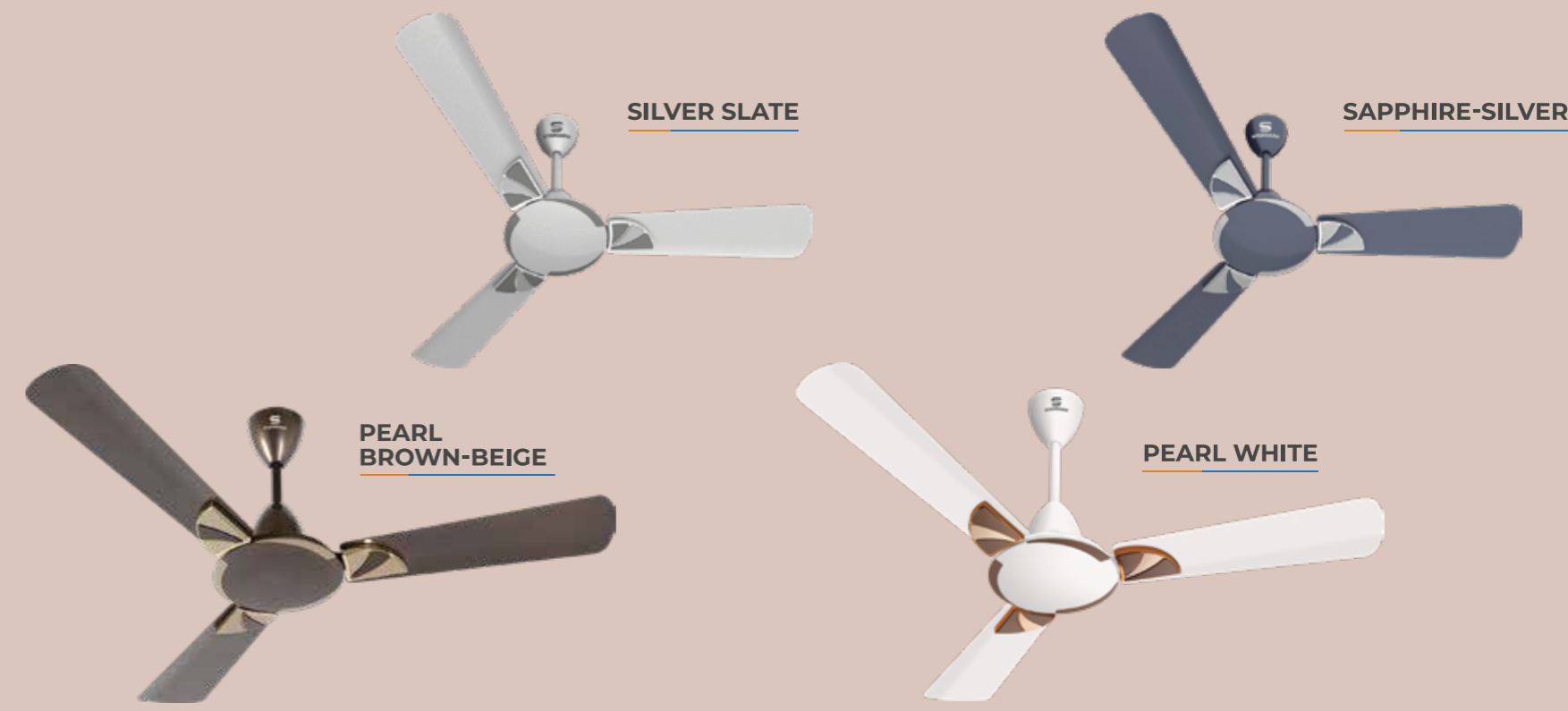
DESIGNER RANGE

CUTTING AREA



DUSK  
CHAMPANGE

**FOLIUM ES**



SILVER SLATE

SAPPHIRE-SILVER

PEARL  
BROWN-BEIGE

PEARL WHITE



METALLIC  
FINISH

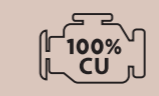
HIGH  
SPEED



SWEEP (mm)	VOLTAGE (V)	POWER INPUTS (Watt)	SPEED r/min (RPM)	AIR DELIVERY m <sup>3</sup> /min
1200 mm	230 V	55 W	390 r/min	222 m <sup>3</sup> /min



**Dust  
Fighter**



**100%  
Copper Motor**




**2 Years  
Warranty**



**Made In  
India**

DESIGNER  
RANGE


CUTTING AREA



**VERTEX ES**



**SAPPHIRE**



**METALLIC BLACK**



**PEARL WHITE**



**METALLIC FINISH**

**WIDER AIR DELIVERY**



SWEEP (mm)	VOLTAGE (V)	POWER INPUTS (Watt)	SPEED r/min (RPM)	AIR DELIVERY m <sup>3</sup> /min
1200 mm	230 V	53 W	350 r/min	218 m <sup>3</sup> /min



**Dust Fighter**




**100% Copper Motor**



**2 Years Warranty**




**Made In India**



ESPRESSO BROWN COPPER

**AMAZER ES**



**INDIGO BLUE**



**RAINBOW IVORY GOLD**



METALLIC/  
MATT FINISH

CONTEMPORARY  
DESIGN



SWEEP (mm)	VOLTAGE (V)	POWER INPUTS (Watt)	SPEED r/min (RPM)	AIR DELIVERY m <sup>3</sup> /min
1200 mm	240 V	53 W	350 r/min	218 m <sup>3</sup> /min



DESIGNER RANGE

CUTTING AREA



PEARL WHITE - GOLD MIST

**AMEO ES**



GOLD MIST-ESPRESSO BROWN



BEIGE-ESPRESSO BROWN



ESPRESSO BROWN-METALLIC BROWN



1 STAR ENERGY RATING



METALLIC FINISH



WIDER AIR DELIVERY



HIGH SPEED



IS : 374-2019  
CM/L-8644286

SWEEP (mm)	VOLTAGE (V)	POWER INPUTS (Watt)	SPEED r/min (RPM)	AIR DELIVERY m <sup>3</sup> /min
1200 mm	230 V	55 W	390 r/min	222 m <sup>3</sup> /min



Dust Fighter



100% Copper Motor



2 Years Warranty

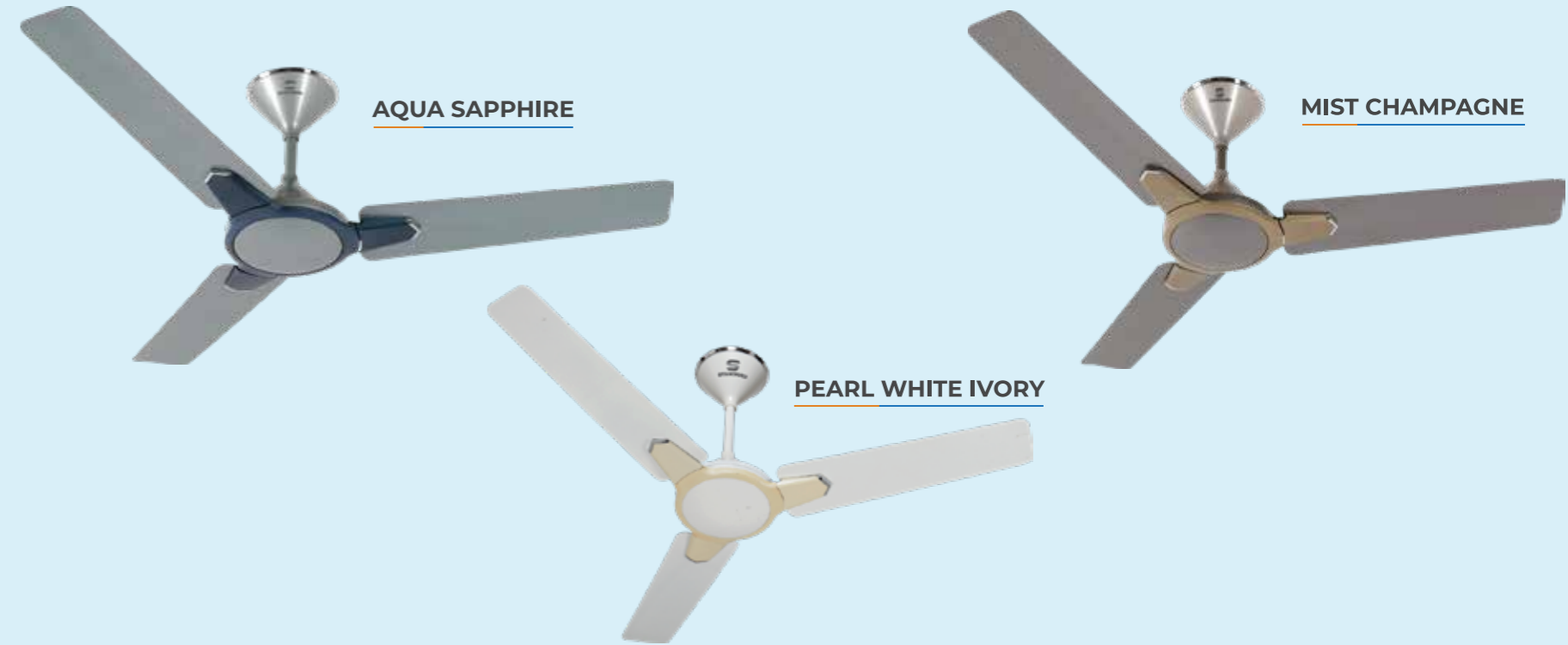


Made In India



PEARL WHITE  
BABY BLUE

**QITE PRO ES**



**AQUA SAPPHIRE**

**MIST CHAMPAGNE**

**PEARL WHITE IVORY**



METALLIC FINISH


CONTEMPORARY DESIGN



SWEEP (mm)	VOLTAGE (V)	POWER INPUTS (Watt)	SPEED r/min (RPM)	AIR DELIVERY m <sup>3</sup> /min
1200 mm	230 V	55 W	390 r/min	222 m <sup>3</sup> /min



**Dust Fighter**



**100% Copper Motor**



**2 Years Warranty**




**Made In India**



METALLIC BLACK

**SIROCCO**



PEARL WHITE



METALLIC BROWN



METALLIC FINISH

WIDER AIR DELIVERY



SWEEP (mm)	VOLTAGE (V)	POWER INPUTS (Watt)	SPEED r/min (RPM)	AIR DELIVERY m <sup>3</sup> /min
1200 mm	230 V	53 W	350 r/min	218 m <sup>3</sup> /min



Dust Fighter



100% Copper Motor



2 Years Warranty



Made In India


DESIGNER RANGE

CUTTING AREA



BRONZE-PEARL BROWN

**ORLANDO ES**



GOLD MIST - DUSK

METALLIC BROWN - BRONZE

PEARL WHITE - SILVER



FLUSHED DECORATIVE TRIM

METALLIC FINISH

HIGH SPEED



SWEEP (mm)	VOLTAGE (V)	POWER INPUTS (Watt)	SPEED r/min (RPM)	AIR DELIVERY m <sup>3</sup> /min
1200 mm	230 V	52 W	370 r/min	220 m <sup>3</sup> /min



DESIGNER RANGE

CUTTING AREA



CHAMPAGNE-PEARL BROWN

**FRORER DECOR ES**



MIST DUSK



PEARL WHITE



METALLIC FINISH

DECORATIVE ART



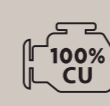
SWEEP (mm)	VOLTAGE (V)	POWER INPUTS (Watt)	SPEED r/min (RPM)	AIR DELIVERY m <sup>3</sup> /min
1200 mm	230 V	55 W	370 r/min	222 m <sup>3</sup> /min
900 mm	230 V	42 W	420 r/min	140 m <sup>3</sup> /min
600 mm	230 V	60 W	800 r/min	100 m <sup>3</sup> /min



Premium IMD Finish



Dust Fighter



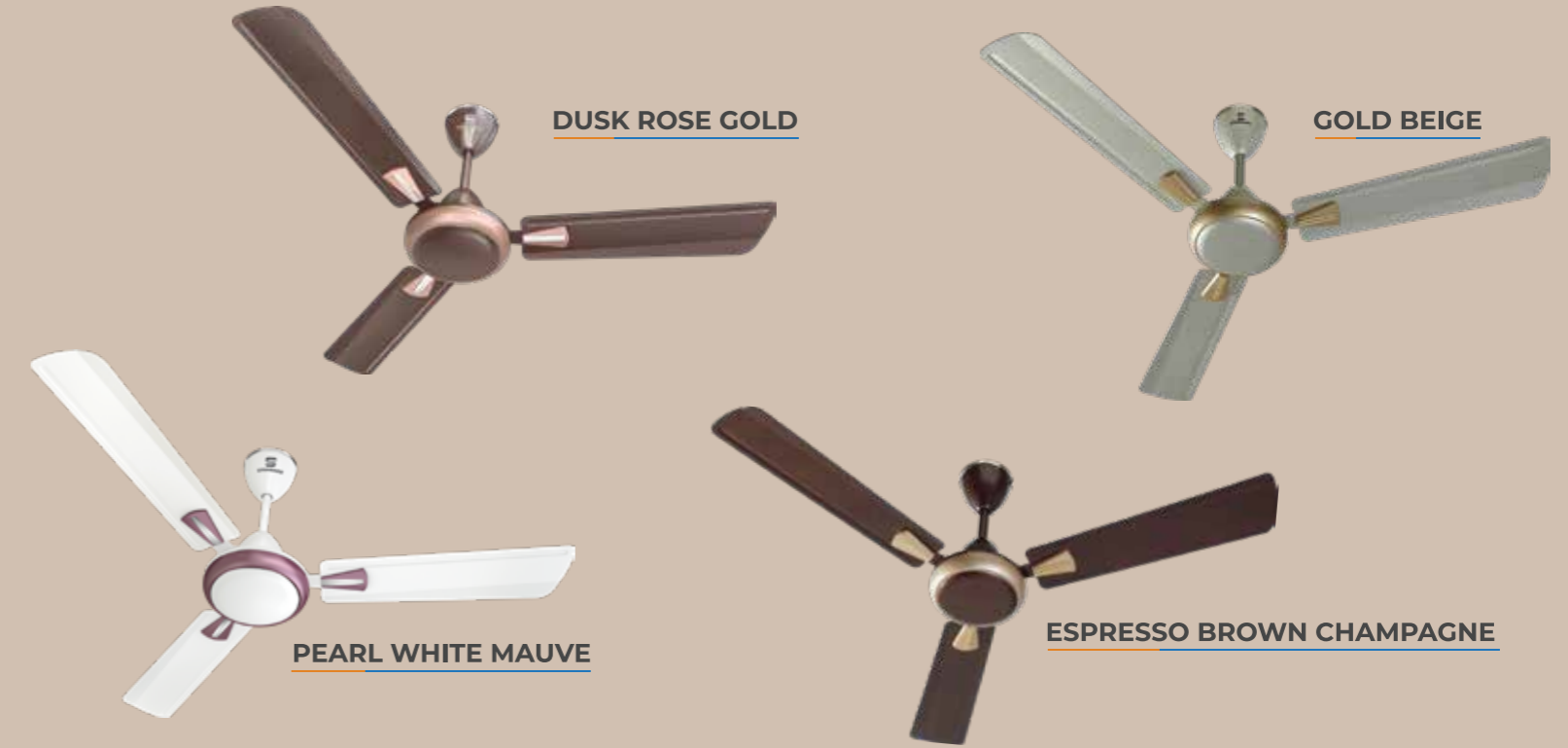
100% Copper Motor



2 Years Warranty



Made In India



SWEEP (mm)	VOLTAGE (V)	POWER INPUTS (Watt)	SPEED r/min (RPM)	AIR DELIVERY m <sup>3</sup> /min
1200 mm	230 V	55 W	390 r/min	222 m <sup>3</sup> /min



DESIGNER RANGE

CUTTING AREA



SMOKE BROWN BRONZ\*

**RIPPLE**



METTALLIC CREAM



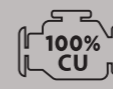
PEARL WHITE BABY BLUE



SWEEP (mm)	VOLTAGE (V)	POWER INPUTS (Watt)	SPEED r/min (RPM)	AIR DELIVERY m <sup>3</sup> /min
1200 mm	230 V	53 W	350 r/min	218 m <sup>3</sup> /min



**Dust Fighter**



**100% Copper Motor**



**2 Years Warranty**



**Made In India**


\*Anti dust coating is not applicable for matt finish

DESIGNER RANGE

CUTTING AREA



**FRORER ES**



**ELEGANT WHITE COPPER**

**MATT BLUE INDIGO CHROME**

**BIANCO GOLD**

**ELEGANT WHITE CHROME**



SWEEP (mm)	VOLTAGE (V)	POWER INPUTS (Watt)	SPEED r/min (RPM)	AIR DELIVERY m <sup>3</sup> /min
1400 mm	230 V	60 W	290 r/min	246 m <sup>3</sup> /min
1200 mm	230 V	55 W	370 r/min	222 m <sup>3</sup> /min
900 mm	230 V	42 W	420 r/min	140 m <sup>3</sup> /min
600 mm	230 V	60 W	800 r/min	100 m <sup>3</sup> /min



**100% Copper Motor**



**Wide Range**



**2 Years Warranty**




**Made In India**

DESIGNER RANGE

CUTTING AREA



**FLORO ES**

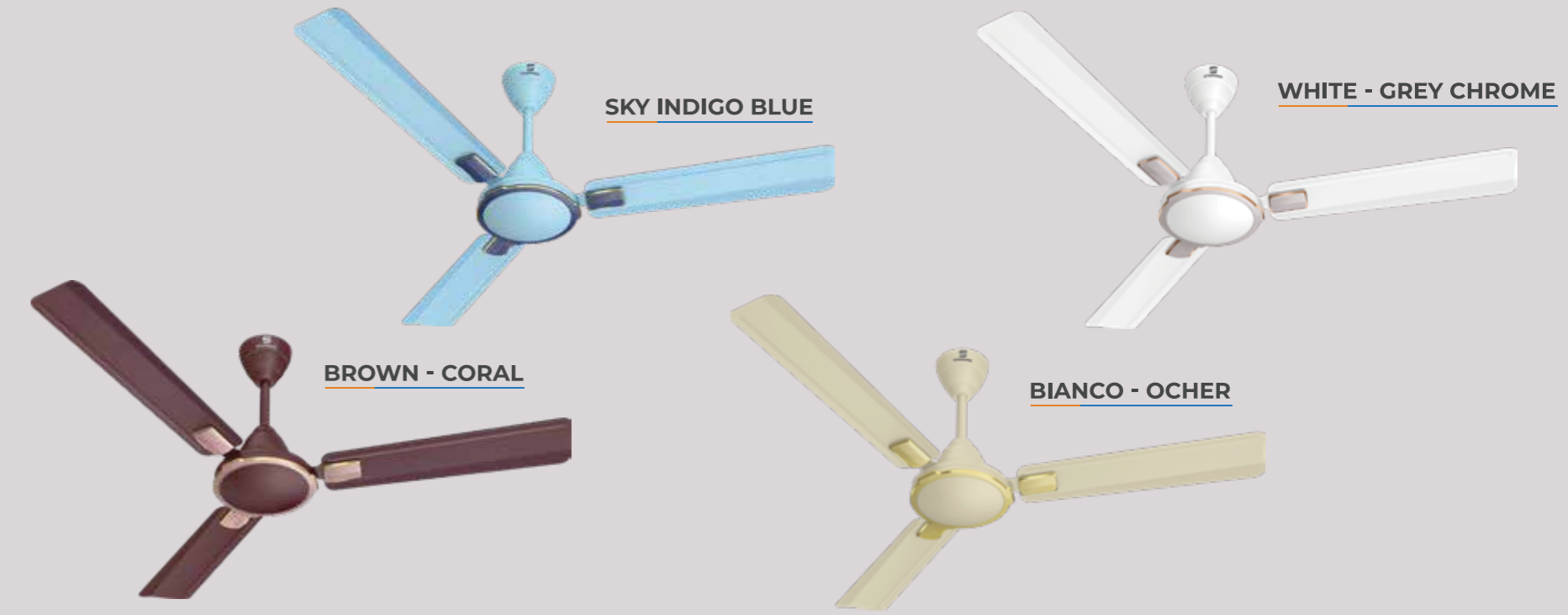


SWEEP (mm)	VOLTAGE (V)	POWER INPUTS (Watt)	SPEED r/min (RPM)	AIR DELIVERY m <sup>3</sup> /min
1200 mm	230 V	53 W	370 r/min	218 m <sup>3</sup> /min



DESIGNER RANGE

CUTTING AREA




SWEEP (mm)	VOLTAGE (V)	POWER INPUTS (Watt)	SPEED r/min (RPM)	AIR DELIVERY m <sup>3</sup> /min
1200 mm	230 V	53 W	370 r/min	218 m <sup>3</sup> /min
900 mm	230 V	42 W	420 r/min	140 m <sup>3</sup> /min




DESIGNER RANGE

CUTTING AREA




SMOKE BROWN - ESPRESSO BROWN

**GLITZR ES**



WHITE - ESPRESSO BROWN



BIANCO PEARL BROWN



1 STAR ENERGY RATING

METALIZED TRIMS

WIDER AIR DELIVERY



SWEEP (mm)	VOLTAGE (V)	POWER INPUTS (Watt)	SPEED r/min (RPM)	AIR DELIVERY m <sup>3</sup> /min
1200 mm	230 V	53 W	350 r/min	218 m <sup>3</sup> /min
900 mm	230 V	42 W	420 r/min	140 m <sup>3</sup> /min
600 mm	230 V	60 W	800 r/min	100 m <sup>3</sup> /min



High Performance at Low Voltage



100% Copper Motor



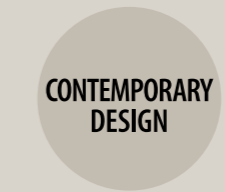
2 Years Warranty



Made in India



**SUPEO AIR**



SWEEP (mm)	VOLTAGE (V)	POWER INPUTS (Watt)	SPEED r/min (RPM)	AIR DELIVERY m <sup>3</sup> /min
1200 mm	230 V	53 W	390 r/min	218 m <sup>3</sup> /min



100% Copper Motor




2 Years Warranty



Made In India

DESIGNER RANGE  
CUTTING AREA



# REGULAR FANS



**BREEZER PREMIUM ES**



**PASTEL PURPLE**



**BEIGE PEARL BROWN**



**PEARL WHITE MIST**



1 STAR ENERGY RATING



METALLIC FINISH



WIDER AIR DELIVERY



IS : 374-2019  
CM/L-8644286

SWEEP (mm)	VOLTAGE (V)	POWER INPUTS (Watt)	SPEED r/min (RPM)	AIR DELIVERY m <sup>3</sup> /min
1200 mm	240 V	53 W	350 r/min	218 m <sup>3</sup> /min



**Dust Fighter**



**100% Copper Motor**



**2 Years Warranty**



**Made In India**



MAUVE

**BREEZER  
PREMIUM ES**



PEARL BROWN



PEARL WHITE



MAUVE



1 STAR  
ENERGY RATING

METALLIC  
FINISH

WIDER AIR  
DELIVERY



IS : 374-2019  
CML-8644286

SWEEP (mm)	VOLTAGE (V)	POWER INPUTS (Watt)	SPEED r/min (RPM)	AIR DELIVERY m <sup>3</sup> /min
1200 mm	240 V	53 W	350 r/min	218 m <sup>3</sup> /min



**Dust  
Fighter**




**100%  
Copper Motor**




**2 Years  
Warranty**



**Made In  
India**



**SAILOR ES**



PEARL WHITE SILVER

CHAMPAGNE GOLD

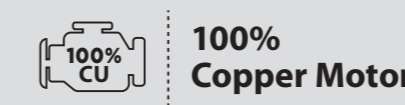
METALLIC BROWN - GOLD

GOLD

PEARL WHITE COPPER



SWEEP (mm)	VOLTAGE (V)	POWER INPUTS (Watt)	SPEED r/min (RPM)	AIR DELIVERY m <sup>3</sup> /min
1200 mm	230 V	55 W	390 r/min	222 m <sup>3</sup> /min
900 mm	230 V	42 W	420 r/min	144 m <sup>3</sup> /min



REGULAR RANGE

CUTTING AREA



WHITE

**ZINGER 50**




BROWN



BIANCO



SKY



2 STAR ENERGY RATING



FULL ALUMINIUM BODY



SUPER SPEED




IS : 374-2019  
CML-8644286

SWEEP (mm)	VOLTAGE (V)	POWER INPUTS (Watt)	SPEED r/min (RPM)	AIR DELIVERY m <sup>3</sup> /min
1200 mm	230 V	50 W	350 r/min	226 m <sup>3</sup> /min



High Performance at Low Voltage



100% Copper Motor




2 Years Warranty



Made In India

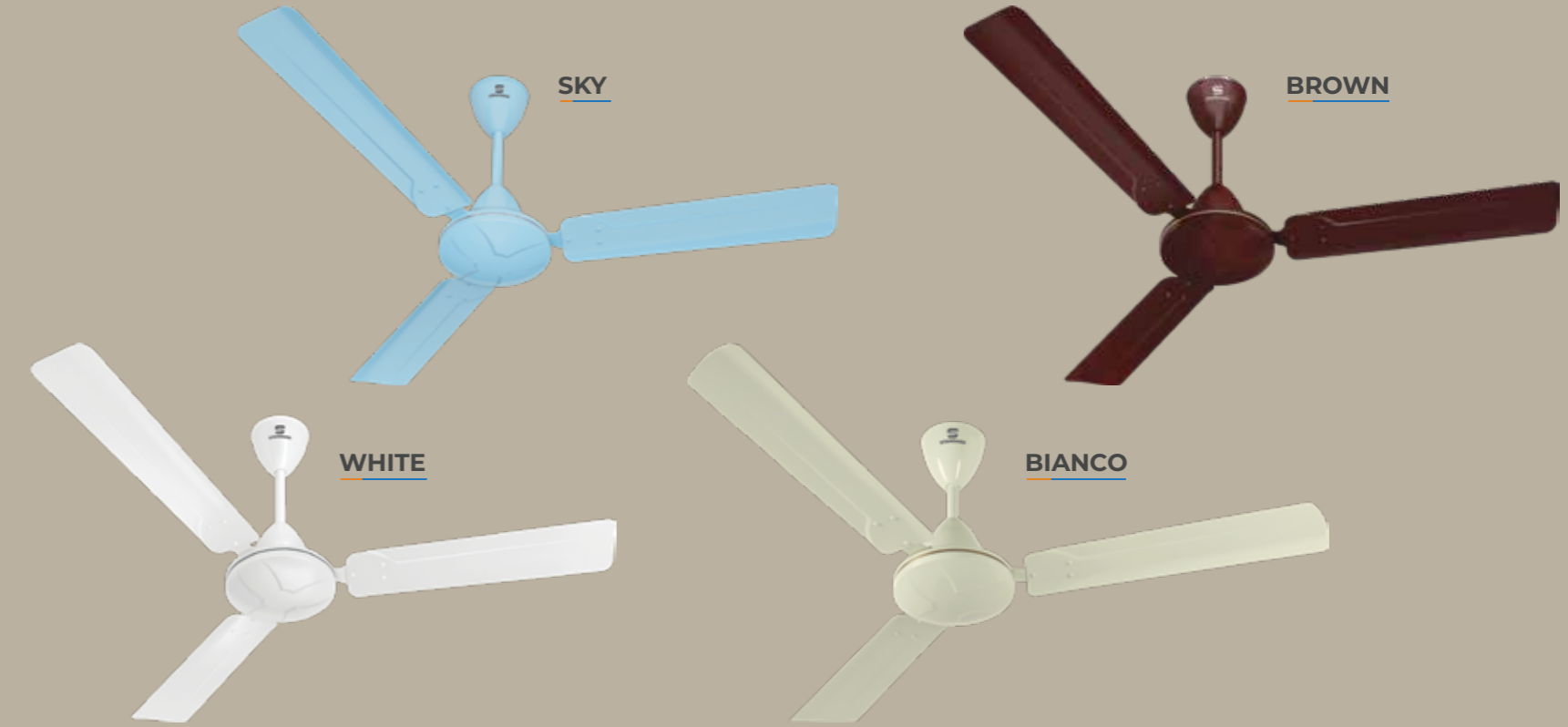
REGULAR RANGE

CUTTING AREA



COFFEE BROWN

**SUPER SPEED 50**



SKY

BROWN

WHITE

BIANCO



SWEEP (mm)	VOLTAGE (V)	POWER INPUTS (Watt)	SPEED r/min (RPM)	AIR DELIVERY m <sup>3</sup> /min
1200 mm	230 V	50 W	390 r/min	222 m <sup>3</sup> /min



**High Performance at Low Voltage**



**100% Copper Motor**



**2 Years Warranty**



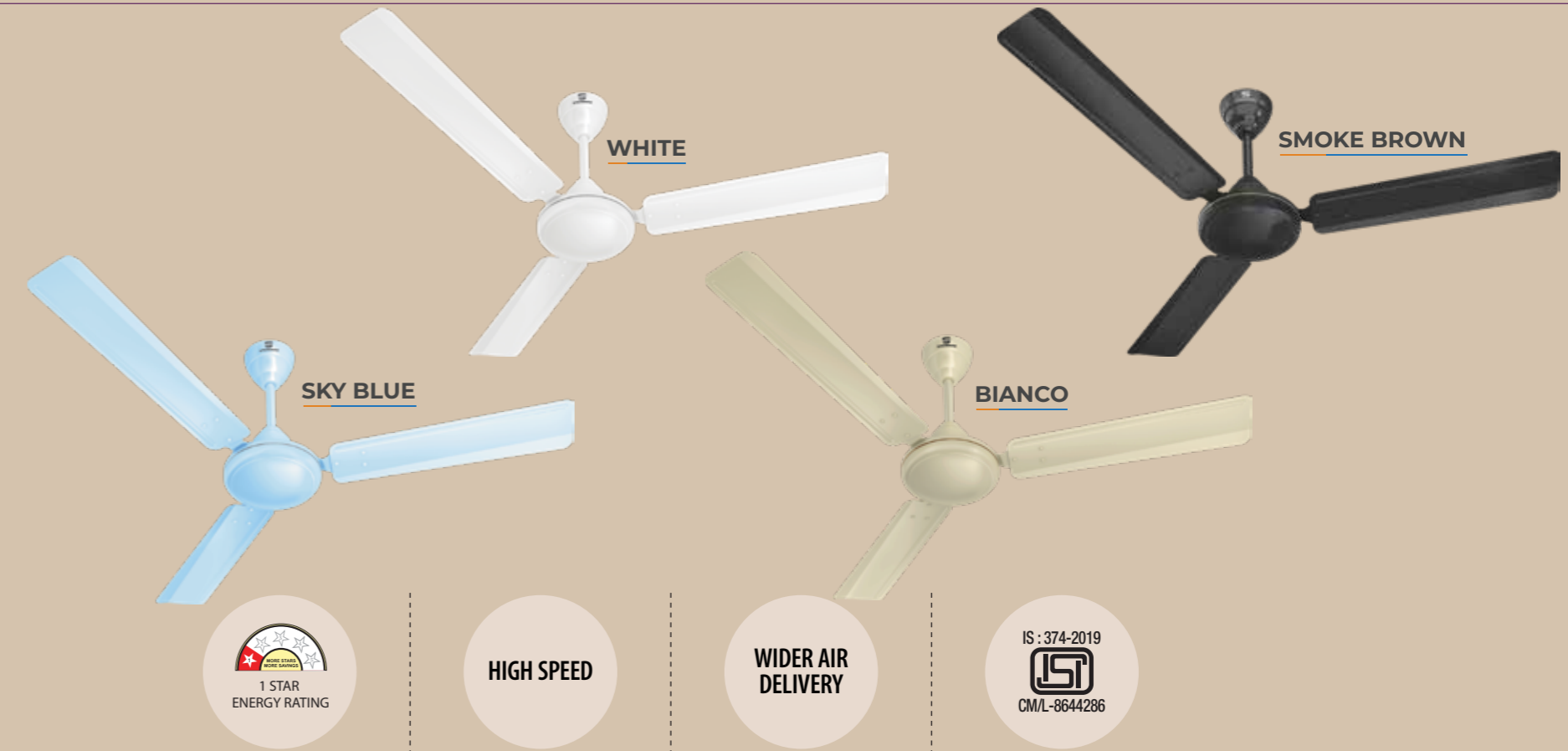
**Made In India**

REGULAR RANGE





CUTTING AREA



**ZOE ES**




SWEEP (mm)	VOLTAGE (V)	POWER INPUTS (Watt)	SPEED r/min (RPM)	AIR DELIVERY m <sup>3</sup> /min
1400 mm	230 V	60 W	290 r/min	246 m <sup>3</sup> /min
1200 mm	230 V	55 W	370 r/min	230 m <sup>3</sup> /min
900 mm	230 V	42 W	420 r/min	140 m <sup>3</sup> /min
600 mm	230 V	60 W	800 r/min	100 m <sup>3</sup> /min

 **High Performance at Low Voltage**
 **100% Copper Motor**
 **2 Years Warranty**
 **Made In India**


REGULAR RANGE

CUTTING AREA



BROWN

**SPIDO NEO ES**



WHITE

SMOKE BROWN

BIANCO

MATT BLUE



HIGH SPEED

DOUBLE BALL BEARING



SWEEP (mm)	VOLTAGE (V)	POWER INPUTS (Watt)	SPEED r/min (RPM)	AIR DELIVERY m <sup>3</sup> /min
1200 mm	230 V	53 W	390 r/min	218 m <sup>3</sup> /min
900 mm	230 V	42 W	420 r/min	144 m <sup>3</sup> /min



High Performance at Low Voltage



100% Copper Motor



2 Years Warranty



Made In India

REGULAR RANGE

CUTTING AREA



# PORTABLE FANS

# ALFA HIGH SPEED



Wall Fan, 300 mm



WEB MESH GUARD FOR HIGHER SAFETY



POWER 105 W



OSCILLATION



Wall Fan, 400mm



Table Fan, 400 mm



Pedestal Fan, 400 mm

SUPER SPEED  
2100 r/min

OVERLOAD PROTECTION

DOUBLE BALL BEARING

IS : 302-2-80 : 2017  
GML-8300169416

Model	Sweep (mm)	Power Inputs (Watt)	Speed r/min (RPM)	Air Delivery m <sup>3</sup> /min
Alfa HS Table	400 mm	125 W	2100 r/min	90 m <sup>3</sup> /min
Alfa HS Pedestal	400 mm	125 W	2100 r/min	90 m <sup>3</sup> /min
Alfa HS Wall	400 mm	125 W	2100 r/min	90 m <sup>3</sup> /min
Alfa HS Wall	300 mm	105 W	2000 r/min	65 m <sup>3</sup> /min

# ALFA

ALFA Table Fan, 400 mm




WEB MESH GUARD  
FOR HIGHER SAFETY



POWER  
57 W



ATTRACTIVE  
DUAL COLOR



Wall Fan, 400 mm  
White, Black, Blue & Blue -White



Pedestal Fan, 400 mm  
White, Black, Blue  
& Blue -White

Wall Fan, 300 mm

LOW POWER  
CONSUMPTION

OVERLOAD  
PROTECTION

AERODYNAMIC  
BLADE

IS : 302-2-80 : 2017



CML-8300169416

Model	Sweep (mm)	Power Inputs (Watt)	Speed r/min (RPM)	Air Delivery m <sup>3</sup> /min
Alfa Table	400 mm	57 W	1350 r/min	65 m <sup>3</sup> /min
Alfa Pedestal	400 mm	57 W	1350 r/min	65 m <sup>3</sup> /min
Alfa Wall	400 mm	57 W	1350 r/min	65 m <sup>3</sup> /min
Alfa Wall	300 mm	57 W	1350 r/min	52 m <sup>3</sup> /min

PORTABLE  
RANGE

CUTTING AREA

GAMA



GAMA  
Pedestal Fan, 400 mm



WEB MESH GUARD  
FOR HIGHER SAFETY



POWER  
65 W



Wall Fan, 400 mm



Pedestal Fan, 400 mm

LOW POWER  
CONSUMPTION

OVERLOAD  
PROTECTION


AERODYNAMIC  
BLADE

IS : 302-2-80 : 2017  
CM/L-8530097417

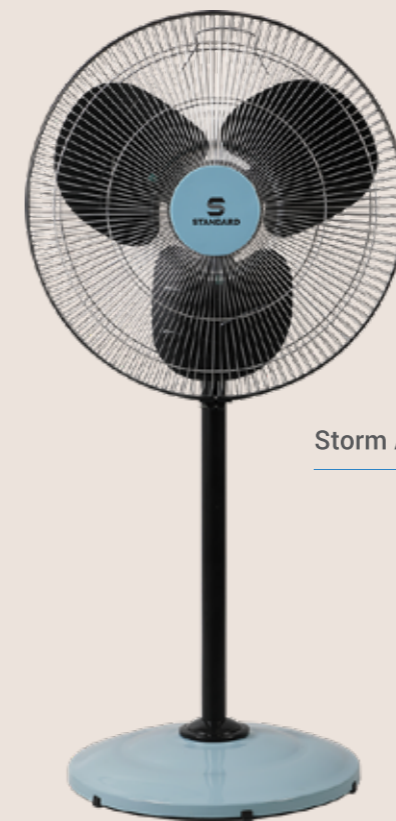
Model	Sweep (mm)	Power Inputs (Watt)	Speed r/min (RPM)	Air Delivery m <sup>3</sup> /min
Gama Pedestal	400 mm	65 W	1350 r/min	65 m <sup>3</sup> /min
Gama Wall	400 mm	65 W	1350 r/min	65 m <sup>3</sup> /min

# PORTABLE FANS


**STORM AIR NEO OSCILLATION**  
Pedestal Fan, 400 mm



**Storm Air Pro**



**Storm Air Pro Oscillation**




**Storm Air Neo Oscillation**




Model	Sweep (mm)	Power Inputs (Watt)	Speed r/min (RPM)	Air Delivery m <sup>3</sup> /min
Storm Air Pro	500 mm	135 W	1350 r/min	140 m <sup>3</sup> /min
Storm Air Pro Oscillation	500 mm	135 W	1350 r/min	140 m <sup>3</sup> /min
Storm Air Neo Oscillation	400 mm	90 W	2000 r/min	100 m <sup>3</sup> /min

PORTABLE RANGE  
CUTTING AREA


PORTABLE FANS



**AXIS**  
Cabin Fan, 300 mm





**PLUTO NEO Red**  
Cabin Fan, 230 mm



**PLUTO NEO Turquoise Blue**  
Cabin Fan, 230 mm



<b>SUPER SPEED</b>	<b>AERODYNAMIC BLADE</b>	<b>WEB MESH GUARD</b>	IS : 302-2-80 : 2017  CML-9600094820 Axis Cabin Fan	IS : 302-2-80 : 2017  CML-8800152317 Pluto Neo Fan
--------------------	--------------------------	-----------------------	---	--

Model	Sweep (mm)	Power Inputs (Watt)	Speed r/min (RPM)	Air Delivery m <sup>3</sup> /min
Axis cabin fan	300 mm	80 W	2300 r/min	75 m <sup>3</sup> /min
Pluto neo cabin fan	230 mm	45 W	2800 r/min	38 m <sup>3</sup> /min

PORTABLE RANGE

CUTTING AREA



# EXHAUST FANS

## PLASTIC - EXHAUST FAN



REFRESH AIR CT  
Plastic Exhaust Fan



Refresh Air Window Neo



Refresh Air BLDC



Refresh Air DX



Refresh Air DX - HS

Model	Sweep (mm)	Power Inputs (Watt)	Speed r/min (RPM)	Air Delivery m <sup>3</sup> /hour	Rated Frequency (Hz)	Noise Level (dB)
Refresh Air CT	150 mm	25 W	2000 r/min	275 m <sup>3</sup> /hour	50 Hz	43 dB
	100 mm	15 W	2400 r/min	120 m <sup>3</sup> /hour	50 Hz	40 dB
Refresh Air DX	250 mm	35 W	1250 r/min	750 m <sup>3</sup> /hour	50 Hz	44 dB
	200 mm	30 W	1300 r/min	500 m <sup>3</sup> /hour	50 Hz	42 dB
	150 mm	25 W	1350 r/min	280 m <sup>3</sup> /hour	50 Hz	34 dB
Refresh Air Window Neo	150 mm	20 W	2100 r/min	250 m <sup>3</sup> /hour	50 Hz	43 dB
Refresh Air DX - HS	150 mm	55 W	2500 r/min	650 m <sup>3</sup> /hour	50 Hz	58 dB
	200 mm	68 W	2000 r/min	900 m <sup>3</sup> /hour	50 Hz	58 dB
Refresh Air BLDC	150 mm	5 W	1800 r/min	192 m <sup>3</sup> /hour	50 Hz	40 dB
	200 mm	6 W	1750 r/min	360 m <sup>3</sup> /hour	50 Hz	40 dB

# EXHAUST FANS



**REFRESH AIR SPS**  
Metal Exhaust Fan



WEB MESH GUARD  
FOR HIGHER SAFETY



**Refresh Air**  
DBB Neo



**Refresh Air**  
SPS Premium



**Refresh Air**  
SPS

Model	Sweep (mm)	Power Inputs (Watt)	Speed r/min (RPM)	Air Delivery m <sup>3</sup> /hour	Rated Frequency (Hz)	Noise Level (dB)
Refresh Air BB Neo	300 mm	70 W	1400 r/min	1850 m <sup>3</sup> /hour	50 Hz	40 dB
	230 mm	45 W	1400 r/min	860 m <sup>3</sup> /hour	50 Hz	40 dB
Refresh Air SPS	300 mm	45 W	1350 r/min	900 m <sup>3</sup> /hour	50 Hz	40 dB
	230 mm	35 W	1350 r/min	510 m <sup>3</sup> /hour	50 Hz	40 dB
	150 mm	48 W	2750 r/min	400 m <sup>3</sup> /hour	50 Hz	40 dB
Refresh Air SPS Premium	300 mm	45 W	1350 r/min	900 m <sup>3</sup> /hour	50 Hz	49 dB
	230 mm	35 W	1350 r/min	510 m <sup>3</sup> /hour	50 Hz	47 dB

# INDUSTRIAL EXHAUST FANS



**REFRESH AIR HD**  
Industrial Exhaust Fan



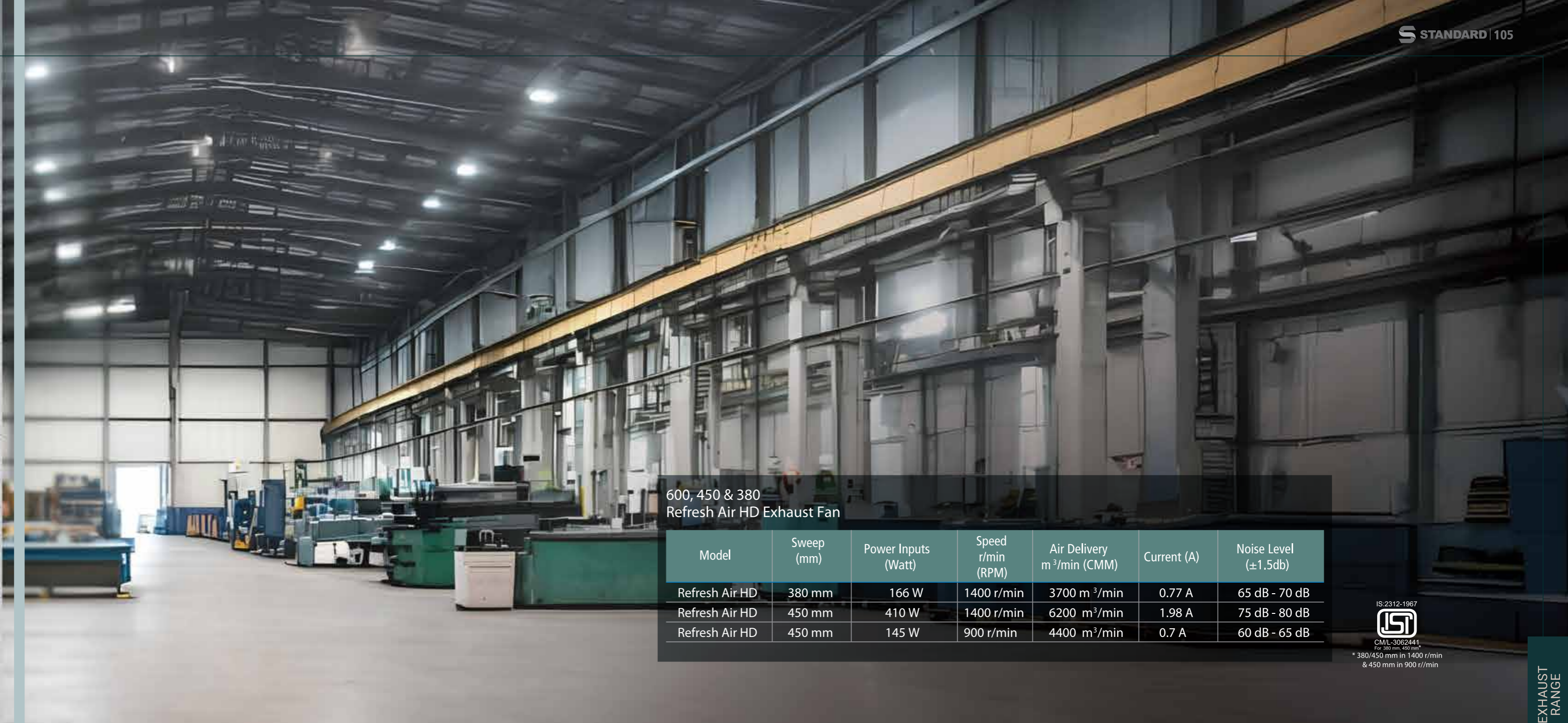
**FRESHNESS**  
Get Fresh Air



**SMOOTHNESS**  
Smooth Running Speed



**IP55**  
Protected



600, 450 & 380  
Refresh Air HD Exhaust Fan

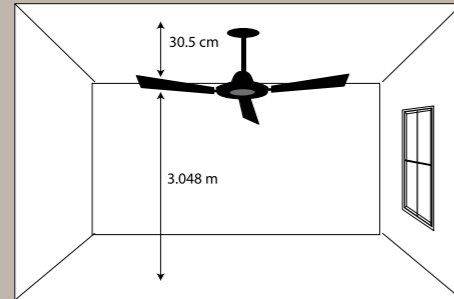
Model	Sweep (mm)	Power Inputs (Watt)	Speed r/min (RPM)	Air Delivery m <sup>3</sup> /min (CMM)	Current (A)	Noise Level (±1.5db)
Refresh Air HD	380 mm	166 W	1400 r/min	3700 m <sup>3</sup> /min	0.77 A	65 dB - 70 dB
Refresh Air HD	450 mm	410 W	1400 r/min	6200 m <sup>3</sup> /min	1.98 A	75 dB - 80 dB
Refresh Air HD	450 mm	145 W	900 r/min	4400 m <sup>3</sup> /min	0.7 A	60 dB - 65 dB

IS:2312-1967  
  
 CML-3062441,  
 For 380 mm, 400 mm  
 \* 380/450 mm in 1400 r/min  
 & 450 mm in 900 r/min

# SELECTION GUIDE

Ceiling Fans Recommended sweep for different room sizes

Model Size	Sweep / size (mm)	Suitable for room size
Ceiling Fan	600 mm	For small shops cabins & low ceiling
Ceiling Fan	750 mm	5.5 m <sup>2</sup> (1.8 m x 3.0 m)
Ceiling Fan	900 mm	6.5 m <sup>2</sup> (2.1 m x 3.0 m)
Ceiling Fan	1050 mm	9.3 m <sup>2</sup> (3.0 m x 3.0 m)
Ceiling Fan	1200 mm	14.5 m <sup>2</sup> (3.6 m x 4 m)
Ceiling Fan	1400 mm	20.8 m <sup>2</sup> (4.3 m x 4.9 m)
Domestic Exhaust Fan	150 mm / 200 mm	9.2 m <sup>3</sup> (1.8 m x 1.8 m x 2.7 m)
Domestic Exhaust Fan	225 mm	16.3 m <sup>3</sup> (2.4 m x 2.4 m x 2.7 m)
Domestic Exhaust Fan	300 mm	20.4 m <sup>3</sup> (3.0 m x 2.4 m x 2.7 m)



To optimize the air delivery, ceiling fan should be approximately 3.048 m from the ground level and 30.5 cm below the ceiling.

For larger room with more than one fan, the centre distance between each fan would vary with the sweep/size of the fan.

For large halls, auditoriums, offices, install two or more ceiling fans with a space as specified below

Sweep of Fan (mm)	Centre Distance
900 mm	1.8 m
1050 mm	2.1 m
1200 mm	2.4 m
1400 mm	3.0 m

## Selection Guide-Exhaust Fans Exhaust Fans

Ventilation rate (m<sup>3</sup>/h) = Volume (m<sup>3</sup>) x air changes per hour

Portable location	Air changes per hour
Office Hall / Bank / Hospital ward	08 h -12 h
Factory / Workshop	12 h - 20 h
Canteen / Restaurant	15 h - 20 h
Boiler House / Foundry	40 h - 60 h
Cinema / Auditorium / Kitchen / Toilet / Photographic darkroom	20 h - 30 h
Laboratory	08 h - 30 h

### Example 1

Location : Office  
 Air Volume : length (10 m) X width (10 m) x height (4 m) = 400 m<sup>3</sup>  
 Air movement : 400 m<sup>3</sup> X 10 h (as per table) = 4000 m<sup>3</sup>/h

### Total Exhaust fan requirement

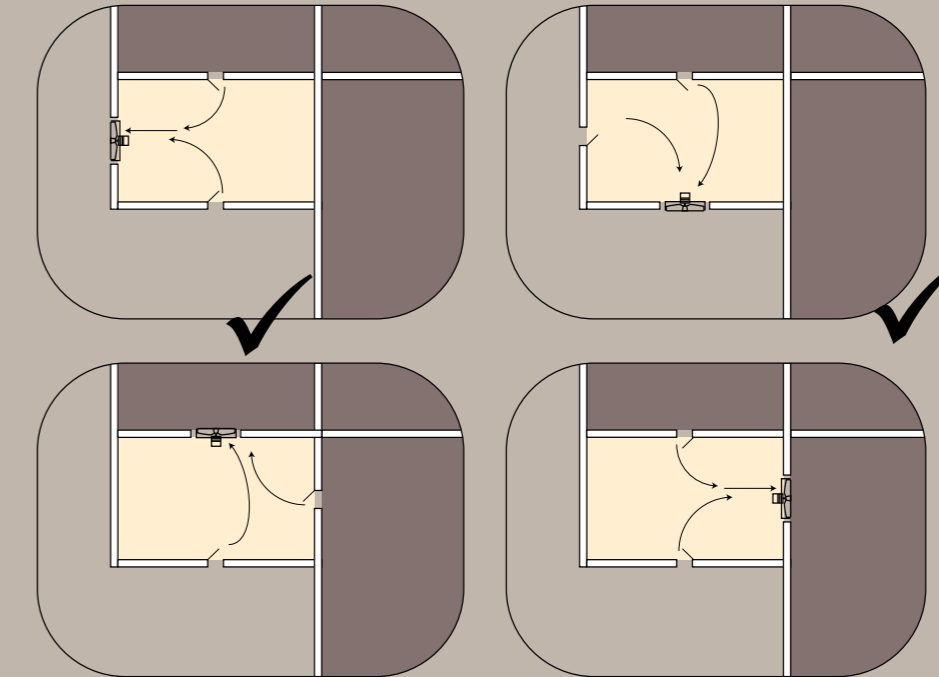
2 N (One fan of 300 mm sweep, 1420 r/min (Revolutions Per Minute)  
 Exhaust fan discharge air @ 2000 m<sup>3</sup>/h).

### Example 2

Location : Factory  
 Air Volume : length (30 m) X width (20 m) x height (8 m) = 4800 m<sup>3</sup>  
 Air movement : 4800 m<sup>3</sup> X 20 h = 96000 m<sup>3</sup>/h

### Total Exhaust fan requirement

9 N (One fan of 300 mm sweep, 900 r/min (Revolutions Per Minute)  
 Exhaust fan discharge air @ 10520 m<sup>3</sup>/h).





### Havells India Ltd.

Corp Office: QRG Towers, 2D, Sector-126, Expressway,  
Noida-201304 (U.P), Ph. +91-120-3331000

E-mail: [standard.ho@havells.com](mailto:standard.ho@havells.com) | [www.standardelectricals.com](http://www.standardelectricals.com)

Customer Care No. 08045 77 1313 | CIN - L31900DL1983PLC016304.

Copyright Subsists. Imitation of trade dress, graphics and color scheme of this packaging is a punishable offence.  
Due to continuous product improvement, the product illustrated on this carton may vary slightly from the actual product.  
Liability limited to repair/replacement of the product only.



**STANDARD**  
WEB STORE  
Scan to buy  
Product Online



**HAVELLS**  
**ONE**  
Scan to  
Download App



**STANDARD**  
BRAND STORE  
Scan for Nearest  
Exclusive Store



Customer Care No. : 08045 77 1313



Reach us on +91-9711773333  
to activate warranty & avail service.

All trademarks used herein are property of their respective owners. Any use of third party trademarks is for identification purpose only and does not imply endorsement